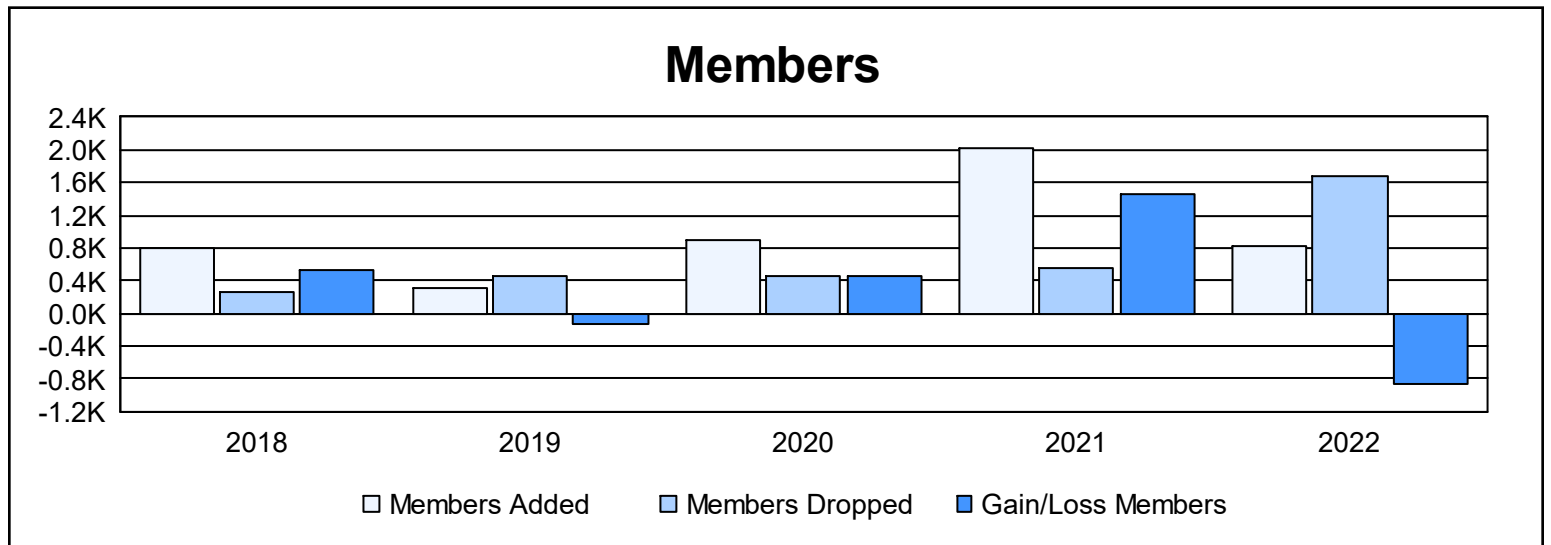
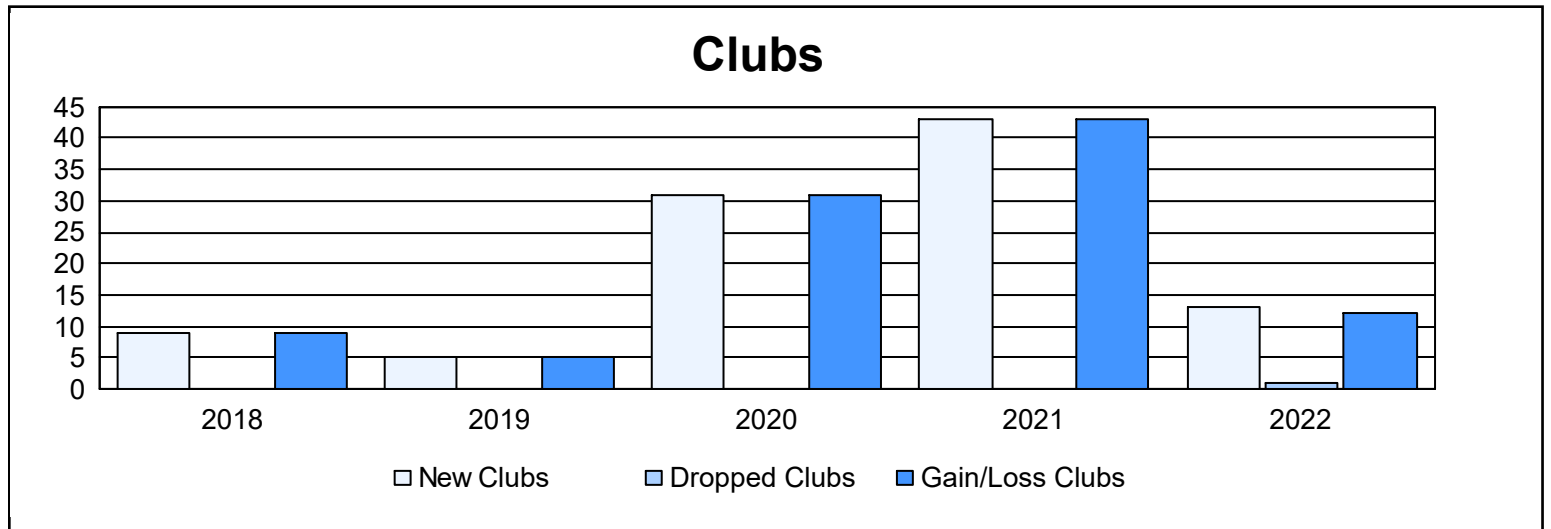
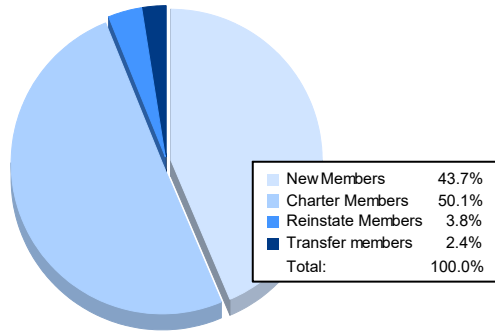


Year	New Clubs	Dropped Clubs	Gain/ Loss Clubs	New Members	Charter Members	Reinstate Members	Transfer Members	Total Member Added	Total Members Dropped	Gain/ Loss Members
2017-2018	9	0	9	435	326	23	5	789	258	531
2018-2019	5	0	5	149	152	5	4	310	447	-137
2019-2020	31	0	31	202	693	8	5	908	460	448
2020-2021	43	0	43	778	1,185	34	15	2,012	564	1,448
2021-2022	13	1	12	359	412	31	20	822	1,686	-864
<b>Average</b>	<b>20</b>	<b>0</b>	<b>20</b>	<b>385</b>	<b>554</b>	<b>20</b>	<b>10</b>	<b>968</b>	<b>683</b>	<b>285</b>



### Membership Composition June 2022 Cumulative



### Gender Composition June 2022 Cumulative

